

Sight Unseen



Interstate & International
Buyer Trends in the
Australian Property Market

SALES

September

2023



Key Insights

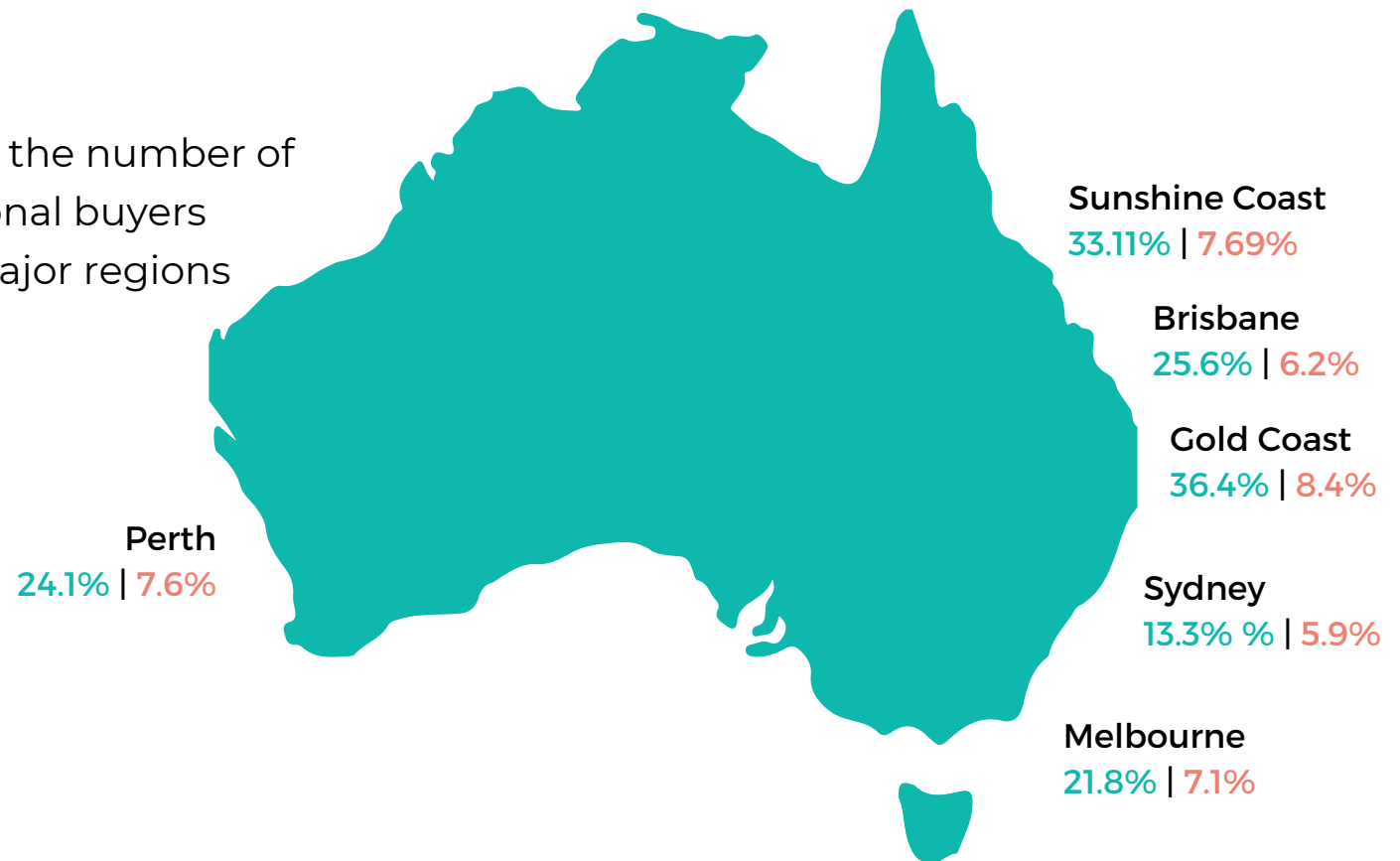
In September 2023, the major regions around Australia saw an average of 25.7% of properties inspected from interstate. International inspections remained at an average of 7% this month.

This report breaks down the number of interstate and international buyers looking at property in major regions around Australia.

Key Property Markets

INTERSTATE
Average 25.75%

INTERNATIONAL
Average 7%





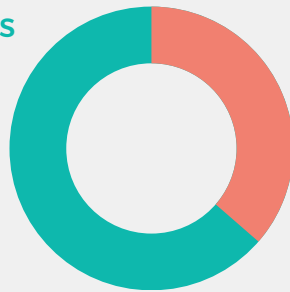
City Spotlights

City Spotlight — Gold Coast



INTERSTATE

Local buyers
63.6%



Interstate buyers
36.4%

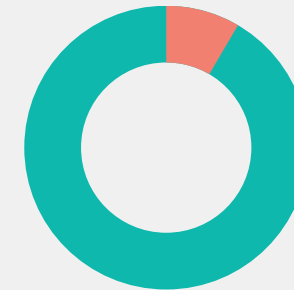
In the Gold Coast property market, 36% of buyers are inspecting from other states.

NSW and VIC buyers account for the largest share of interstate buyers.



INTERNATIONAL

International buyers
8.4%



Domestic buyers
91.6%

Most popular countries of origin for international migrants looking to move to the Gold Coast:



New Zealand



USA



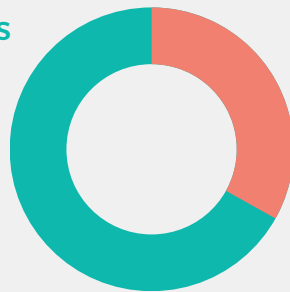
UK

City Spotlight — Sunshine Coast



INTERSTATE

Local buyers
66.9%



Interstate buyers
33.1%

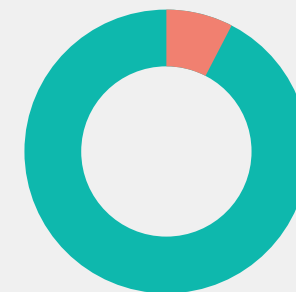
Just over 33% of buyers looking for property on the Sunshine Coast are from other states.

The majority of buyers seeking to migrate are from NSW and VIC.



INTERNATIONAL

Domestic buyers
92.4%



International buyers
7.6%

Most popular countries of origin for international migrants looking to move to the Sunshine Coast:



New Zealand



USA



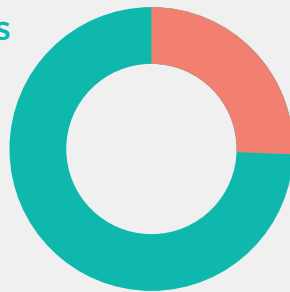
UK

City Spotlight — Brisbane



INTERSTATE

Local buyers
74.4%



Interstate buyers
25.6%

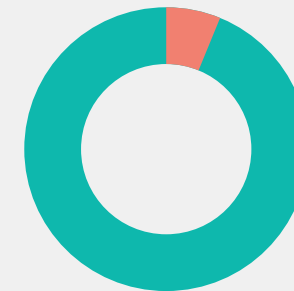
One quarter (25%) of buyers looking to purchase property in Brisbane are inspecting from other states.

Buyers from **NSW** and **VIC** make up the largest percentages of buyers looking to migrate.



INTERNATIONAL

International buyers
6.2%



Domestic buyers
93.8%

Most popular countries of origin for international migrants looking to move to Brisbane:



New Zealand



UK



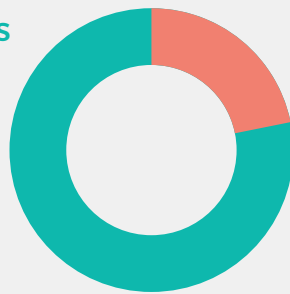
USA

City Spotlight — Melbourne



INTERSTATE

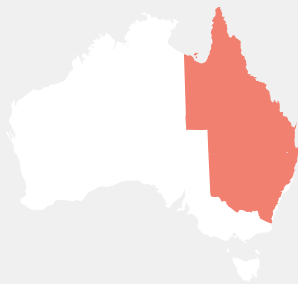
Local buyers
78.2%



Interstate buyers
21.8%

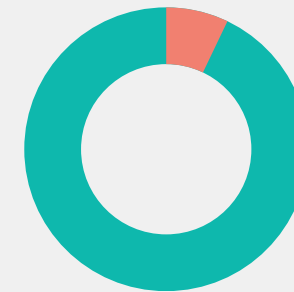
Just over 20% of buyers looking to purchase property in Melbourne are inspecting from other states.

Buyers from **NSW** and **QLD** make up the largest percentages of buyers looking to migrate.



INTERNATIONAL

International buyers
7.1%



Domestic buyers
92.9%

Most popular countries of origin for international migrants looking to move to Melbourne:



New Zealand



UK



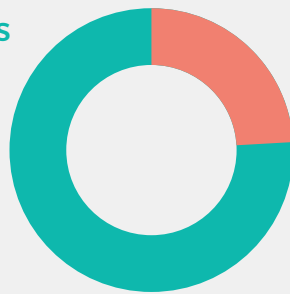
USA

City Spotlight — Perth



INTERSTATE

Local buyers
75.8%



Interstate buyers
24.17%

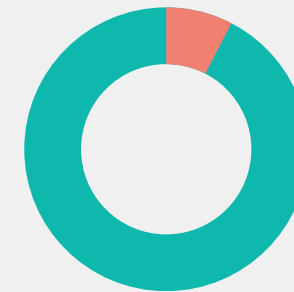
24.17% of buyers looking to purchase property in Perth are inspecting from other states.

Buyers from **NSW** and **VIC** make up the largest percentages of buyers looking to migrate.



INTERNATIONAL

International buyers
7.6%



Domestic buyers
92.4%

Most popular countries of origin for international migrants looking to move to Perth:



New Zealand



UK



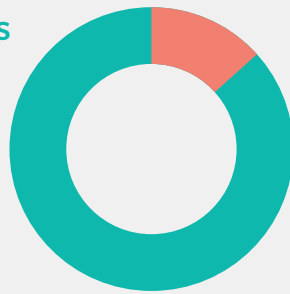
USA

City Spotlight — Sydney



INTERSTATE

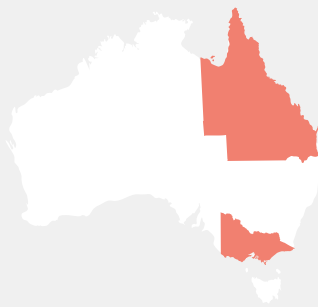
Local buyers
86.6%



Interstate buyers
13.3%

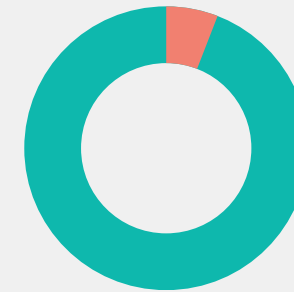
13% of buyers looking to purchase property in Sydney are inspecting from other states this month.

Buyers from VIC and QLD make up the largest percentages of buyers looking to migrate.



INTERNATIONAL

International buyers
5.9%



Domestic buyers
94.1%

Most popular countries of origin for international migrants looking to move to Sydney:



USA



UK



Hong Kong

Methodology

The main sections of this report are based on the analysis of September 2023 virtual inspections data recorded by Little Hinges Pty Ltd, unless otherwise stated.

Commentary in this report relating to interstate migration, consumer sentiment and purchasing behaviour is based on an extrapolation of this data.

A virtual inspection is defined as one unique session or viewing of a virtual tour by an individual. Property markets discussed have a minimum of 1,000 virtual inspections, areas with less virtual inspections than this benchmark have been excluded for data robustness.

References

Proprietary virtual inspection data is sourced from Little Hinges virtual inspections conducted between 1/9/2023 and 30/9/2023 (September 2023). This data set represents Australia's largest for digital property inspection numbers.



About Little Hinges

Little Hinges is Australia's largest virtual inspection platform, combining world class Matterport 3D technology with our nationwide team of experts and our world-first analytics and insights portal.

Our goal is to digitise property transactions.

To book a virtual tour for your listing:



vt@littlehinges.com.au



1300 BOOK VT (1300 266 588)



Book direct via our website at
www.littlehinges.com.au/book