

Sight Unseen



Interstate & International
Buyer Trends in the
Australian Property Market

November
2022



Key Insights

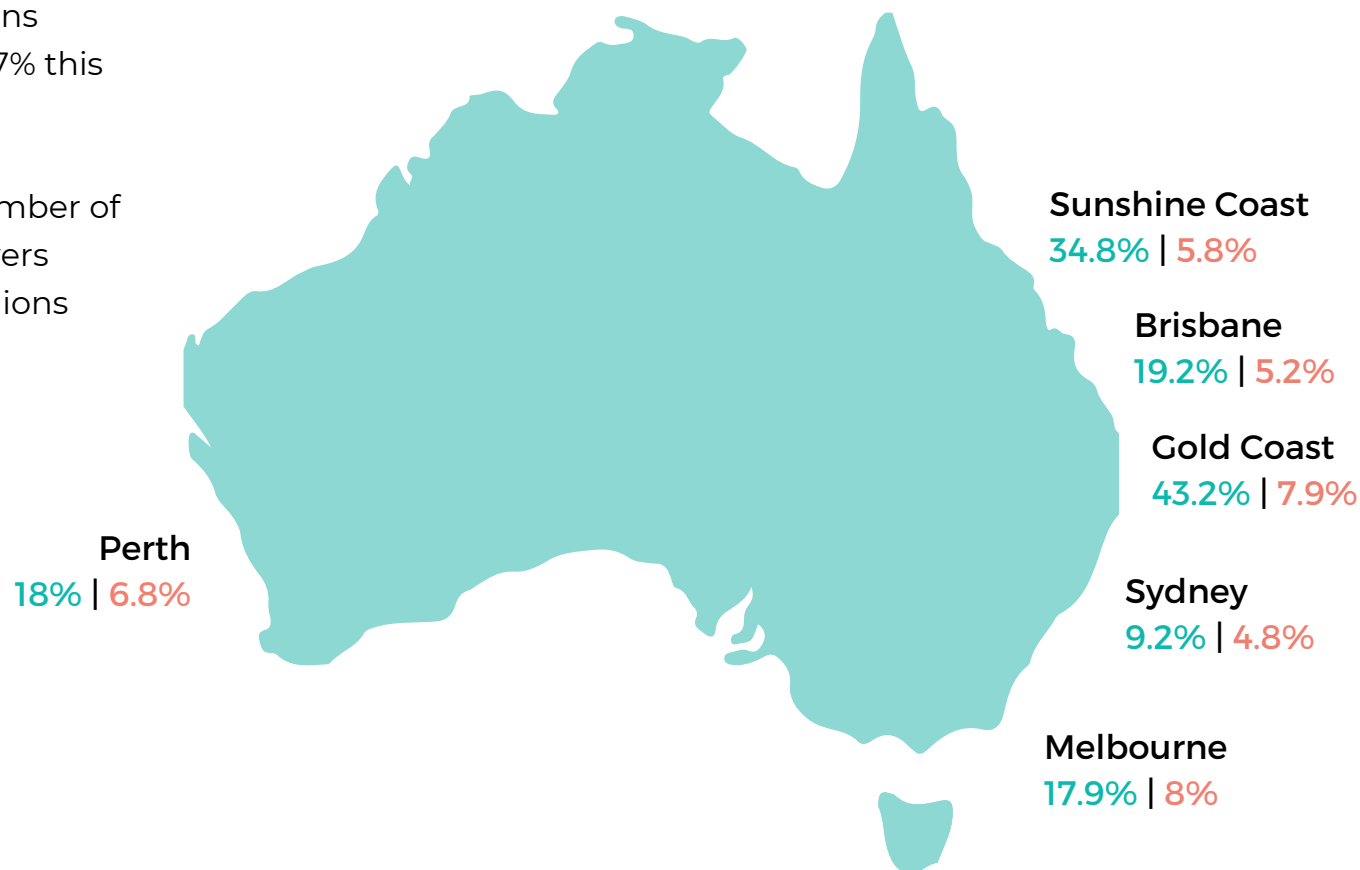
In November 2022, the major regions around Australia saw an average of 29.4% of properties inspected from interstate. This is up from 26% in October. International inspections increased slightly from 4% to 4.7% this month.

This report breaks down the number of interstate and international buyers looking at property in major regions around Australia.

Key Property Markets

INTERSTATE
Average 29.4%

INTERNATIONAL
Average 4.7%





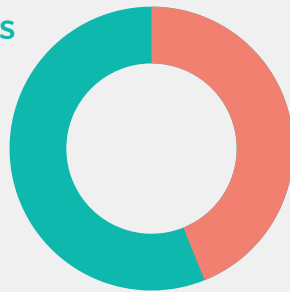
City Spotlights

City Spotlight — Gold Coast



INTERSTATE

Local buyers
56.8%



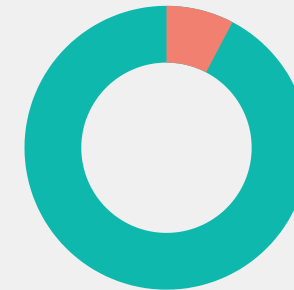
Interstate buyers
43.2% (-0.8%)

Almost 44% of buyers looking to purchase property on the Gold Coast are inspecting from other states. This is down slightly from 43% in October '22. Buyers from NSW and VIC make up the largest percentages of buyers looking to migrate.



INTERNATIONAL

International buyers
7.9%



Domestic buyers
92.1%

Most popular countries of origin for international migrants looking to move to the Gold Coast:



NZ



USA



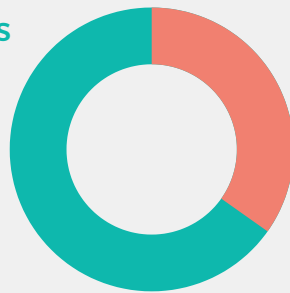
UK

City Spotlight — Sunshine Coast



INTERSTATE

Local buyers
65.2%



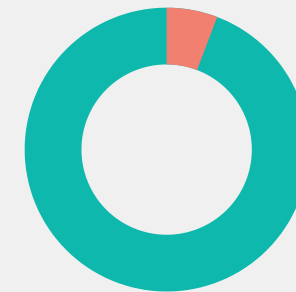
Interstate buyers
34.8% (+2.2%)

Over 34% of buyers looking to purchase property on the Sunshine Coast are inspecting from other states. This is up from 32.6% in October '22. Buyers from **NSW** and **VIC** make up the largest percentages of buyers looking to migrate.



INTERNATIONAL

Domestic buyers
94.2%



International buyers
5.8%

Most popular countries of origin for international migrants looking to move to the Sunshine Coast:



NZ



UK



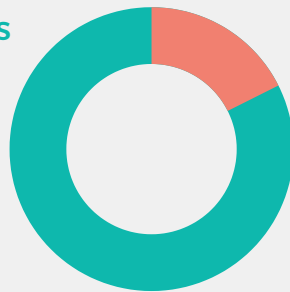
USA

City Spotlight — Brisbane



INTERSTATE

Local buyers
80.8%



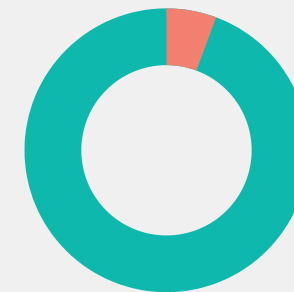
Interstate buyers
19.2% (+1.6%)

Almost 20% of buyers looking to purchase property in Brisbane are inspecting from other states, more than last month's 17.6%. Buyers from **NSW** and **VIC** make up the largest percentages of buyers looking to migrate.



INTERNATIONAL

Domestic buyers
94.8%



International buyers
5.2%

Most popular countries of origin for international migrants looking to move to Brisbane:



NZ



UK



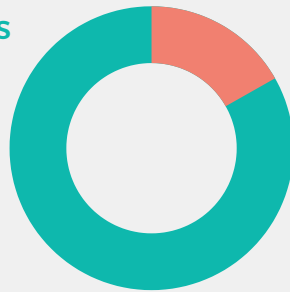
USA

City Spotlight — Melbourne



INTERSTATE

Local buyers
82.1%



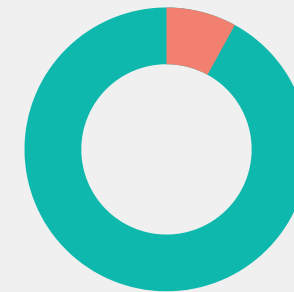
Interstate buyers
17.9%

Almost 18% of buyers looking to purchase property in Melbourne are inspecting from other states, up from 16% last month. Buyers from NSW and QLD make up the largest percentages of buyers looking to migrate.



INTERNATIONAL

International buyers
8%



Domestic buyers
92%

Most popular countries of origin for international migrants looking to move to Melbourne:



New Zealand



USA



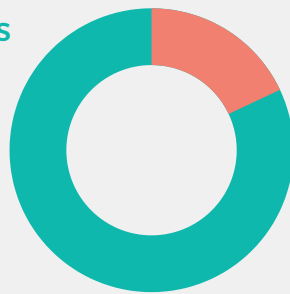
UK

City Spotlight — Perth



INTERSTATE

Local buyers
82%



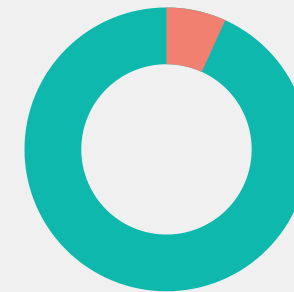
Interstate buyers
18% (+0%)

18% of buyers looking to purchase property in Perth are inspecting from other states, on par with last month. Buyers from NSW and VIC make up the largest percentages of buyers looking to migrate.



INTERNATIONAL

International buyers
6.8%



Domestic buyers
93.2%

Most popular countries of origin for international migrants looking to move to Perth:



USA



UK



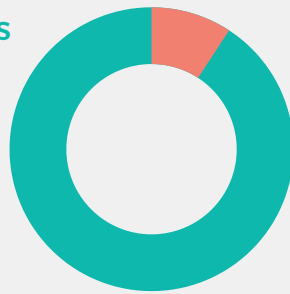
NZ

City Spotlight — Sydney



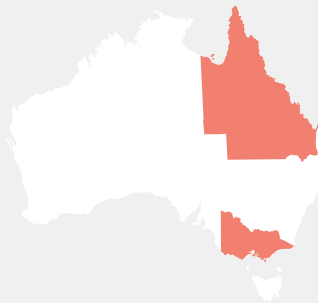
INTERSTATE

Local buyers
90.8%



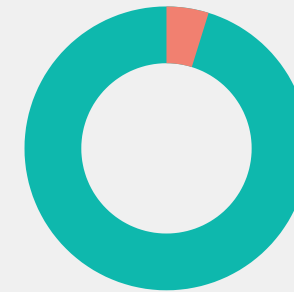
Interstate buyers
9.2% (-2.2%)

Just under 10% of buyers looking to purchase property in Sydney are inspecting from other states this month. Buyers from VIC and QLD make up the largest percentages of buyers looking to migrate.



INTERNATIONAL

International buyers
4.8%



Domestic buyers
95.2%

Most popular countries of origin for international migrants looking to move to Sydney:



NZ



Hong Kong



USA

Methodology

The main sections of this report are based on the analysis of November 2022 virtual inspections data recorded by Little Hinges Pty Ltd, unless otherwise stated.

Commentary in this report relating to interstate migration, consumer sentiment and purchasing behaviour is based on an extrapolation of this data.

A virtual inspection is defined as one unique session or viewing of a virtual tour by an individual. Property markets discussed have a minimum of 1,000 virtual inspections, areas with less virtual inspections than this benchmark have been excluded for data robustness.

References

Proprietary virtual inspection data is sourced from Little Hinges virtual inspections conducted between 1/11/2022 and 30/11/2022 (November 2022). This data set represents Australia's largest for digital property inspection numbers.



About Little Hinges

Little Hinges is Australia's largest virtual inspection platform, combining world class Matterport 3D technology with our nationwide team of experts and our world-first analytics and insights portal.

Our goal is to change the way Australians transact property.

To book a virtual tour for your listing:



vt@littlehinges.com.au



1300 BOOK VT (1300 266 588)



Book direct via our website at
www.littlehinges.com.au/virtual-tour-booking.